



MASON INDUSTRIES, Inc.

MERCER RUBBER Co.

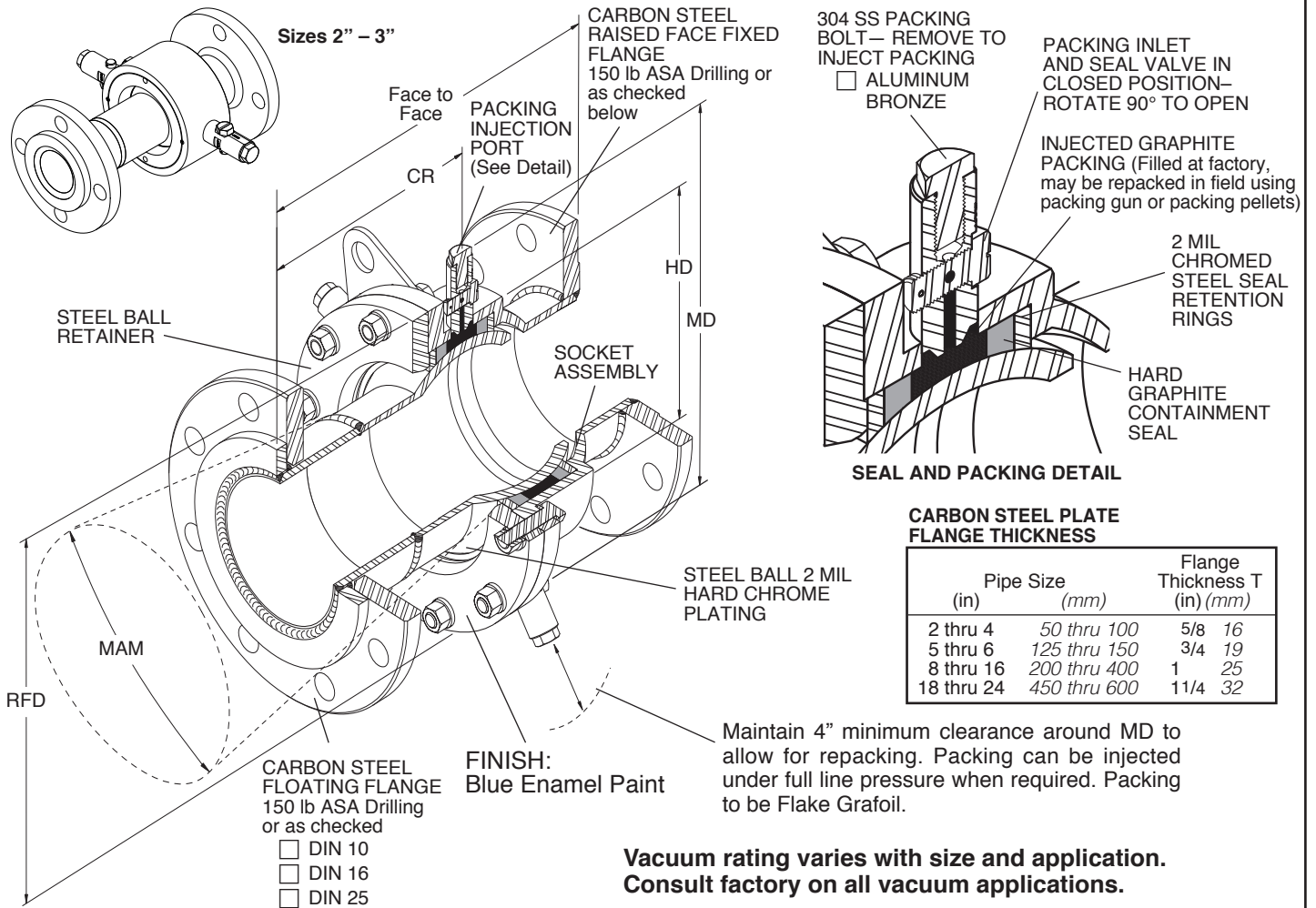
350 Rabro Drive, Hauppauge, NY 11788
 Mason- 631/348-0282 • Info@Mason-Ind.com
 Mercer- 631/582-1524 • Info@Mercer-Rubber.com
 FAX 631/348-0279



JOB NAME _____
 CUSTOMER _____
 CUSTOMER P.O. _____
 MASON M. _____
 DWG No. _____

BJF150

**BALL JOINT with
 150 lb ASA FIXED
 and FLOATING
 FLANGES**



**Vacuum rating varies with size and application.
 Consult factory on all vacuum applications.**

BJF150 DIMENSIONS AND PRESSURE RATINGS (American & Metric Units)

BJF150 Size	Pipe Size (in)	Pipe Size (mm)	Face to Face (in)	Face to Face (mm)	CR Center of Rotation (in)	CR Center of Rotation (mm)	RFD Retainer Diameter (in)	RFD Retainer Diameter (mm)	HD Hub Diameter (in)	HD Hub Diameter (mm)	MD Max. Diameter (in)	MD Max. Diameter (mm)	MAM Max. Angular Movement (degrees)	Maximum Pressure @480°F (psi)	Maximum Pressure @249°C (kg/cm²)	Starting Resistance Torque (ft-lbs)	Starting Resistance Torque (N-m)	Number of Ports
2	2	50	77/8	200	41/4	109	-	-	51/4	132	117/8	296	30	250	17	200	271	2
2 1/2	2 1/2	65	85/8	220	43/4	120	-	-	6	150	123/8	314	25	250	17	270	367	2
3	3	80	91/2	240	51/8	130	-	-	61/2	165	13	329	25	250	17	352	477	2
4	4	100	117/8	300	61/2	165	107/8	275	77/8	200	141/4	364	25	250	17	655	901	4
5	5	125	123/8	315	61/4	177	12	305	9	230	151/2	394	25	250	17	977	1324	4
6	6	150	131/2	345	7	191	131/4	340	101/2	265	167/8	429	25	250	17	1633	2213	5
8	8	200	161/4	410	85/8	220	16	405	13	330	191/2	494	25	250	17	3266	4426	6
10	10	250	181/8	460	10	253	193/8	492	16	405	221/4	569	25	250	17	5423	7348	7
12	12	300	193/4	502	105/8	270	22	557	181/2	470	25	634	25	250	17	10089	13671	8
14	14	350	211/4	540	111/5	291	235/8	600	20	510	261/2	674	25	250	17	12167	16486	9

*NOTE: All ball joints provide 360° torsional rotation.

QTY	SIZE	TAG	QTY	SIZE	TAG

Certification Form S-582-1 07/2016 DWN CHKD DATE DWG No.



MASON INDUSTRIES, Inc.

MERCER RUBBER Co.

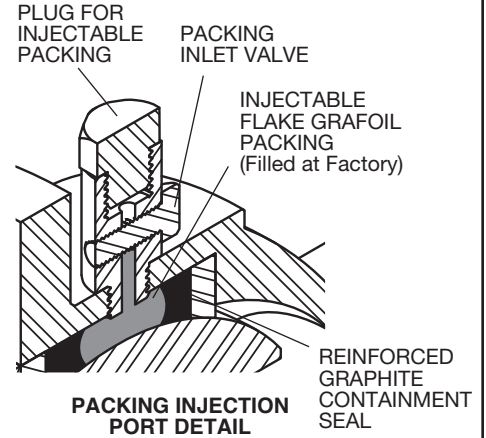
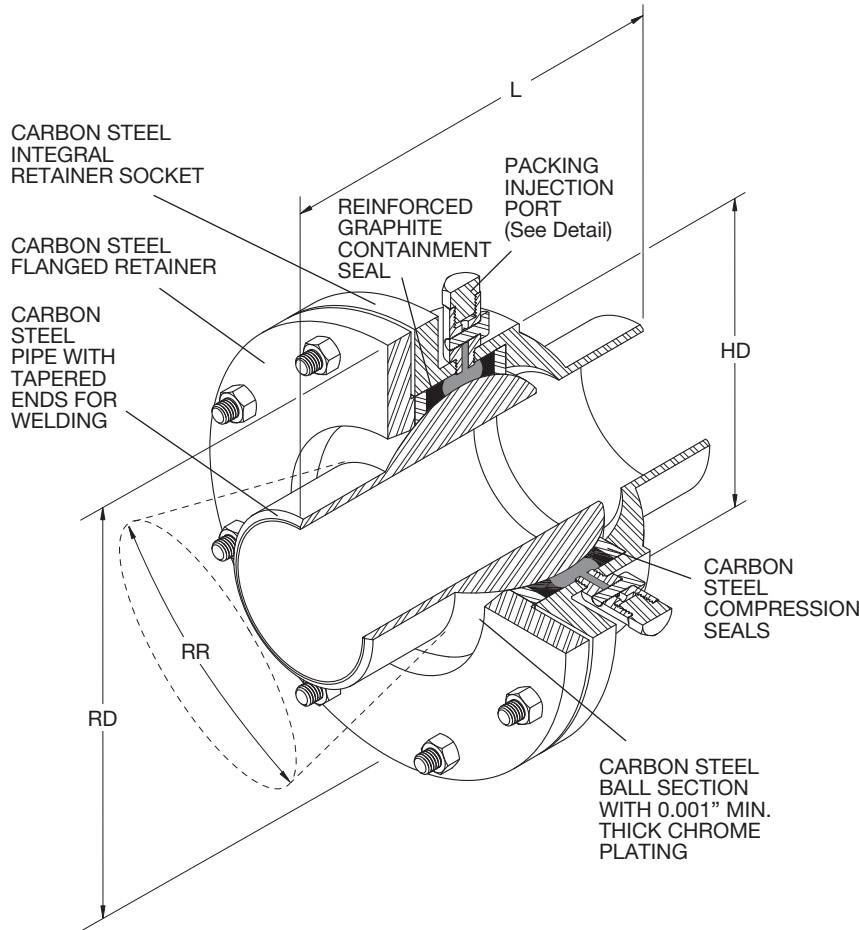
350 Rabro Drive, Hauppauge, NY 11788
 Mason- 631/348-0282 • Info@Mason-Ind.com
 Mercer- 631/582-1524 • Info@Mercer-Rubber.con.
 FAX 631/348-0279



JOB NAME _____
 CUSTOMER _____
 CUSTOMER P.O. _____
 MASON M. _____
 DWG No. _____

BJW250

BALL JOINT with WELD ENDS



NOTE: Packing can be injected under full line pressure if repacking is required. Packing to be Flake Grafoil.

FINISH:
Blue Enamel Paint

BJW250 DIMENSIONS AND PRESSURE RATINGS

Type & Size	Pipe Size (in) (mm)	L Overall Length (in) (mm)		RD Retainer Diameter (in) (mm)		HD Housing Diameter (in) (mm)		RR* Rated Rotation (degrees)	Rated Pressure @480°F @250°C (psi) (kg/cm²)		Number of Ports
BJW250-2	2 50	7	180	-	-	5 1/4	135	30	250	17	3
BJW250-2 1/2	2 1/2 65	7 7/8	200	-	-	6	150	15	250	17	3
BJW250-3	3 80	8 1/2	218	-	-	6 1/2	165	15	250	17	3
BJW250-4	4 100	10 1/2	267	10 7/8	275	7 7/8	200	15	250	17	4
BJW250-5	5 125	10 5/8	270	12	305	9	230	15	250	17	4
BJW250-6	6 150	11 7/8	300	13 1/4	340	10 1/2	265	15	250	17	5
BJW250-8	8 200	14 3/8	365	16	405	13	330	15	250	17	6
BJW250-10	10 250	16	405	19 3/8	492	16	405	15	250	17	7
BJW250-12	12 300	18 1/8	460	22	557	18 1/2	470	15	250	17	8
BJW250-14	14 350	19 1/4	490	23 5/8	600	20	510	15	250	17	9

*NOTE: All ball joints provide 360° torsional rotation.

QTY	SIZE	TAG

QTY	SIZE	TAG